



OFF-CAMPUS STUDY 2019-2020 ANNUAL REPORT




Photo Credit: Lelosa Aimufua '20 (Queen Mary University of London)

Off-Campus Study Office
Cunningham House, Swarthmore College
500 College Avenue, Swarthmore, PA 19081

Table of Contents

I. Off-Campus Study Summary	1
Table I. Percent Off-Campus Study Participation by Graduating Class	
II. Off-Campus Study Enrollment and Demographics	5
Table II. Swarthmore Students to Exchange Partner Universities	5
Table III. Exchange Students to Swarthmore	5
Table IV. Number of Students who Received Credit for Off-Campus Study (includes summer transfer credit)	6
Table V. Off-Campus Study Totals (including students on leaves of absence)	7
Chart I. Off-Campus Study by Duration of Program	7
Chart II. Number of Student Off-Campus Study Semesters Abroad	7
Table VI. Participation in Faculty-led Embedded Study Abroad Courses	8
Table VII. Participation in the Semester/Year Abroad Program and Embedded Study Abroad by Class Year	8
Table VIII. Enrollment in Swarthmore Programs & Exchange Programs for Credit over a Five-Year Period - Swarthmore Students Only	8
Table IX. Non-Swarthmore Student Participation in Swarthmore Programs	9
Table X a. Percent of Non-Resident International Students in each Graduating Class who Participated in Off-Campus Study (Semester/Year only)	9
Table X b. Percent of non-Resident International Students by Graduating Class who Participated in Off-Campus Study (Semester/Year & Embedded)	10
Table XI a. Percent of Students Self-Identified as Female or Male by Graduating Class who Participated in Semester/Year Abroad	10
Table XI b. Percent of Students Self-Identified as Female or Male by Graduating Class who Participated in Off-Campus Study (Semester/Year & Embedded)	10
Table XII a. Percent of Students by Reported Race/Ethnicity in each Graduating Class who Participated in Semester/Year Off-Campus Study	10
Table XII b. Percent of Students by Reported Race/Ethnicity in each Graduating Class who Participated in Off-Campus Study (Semester/Year & Embedded)	11

Table. XIII a. Honors and Off-Campus Study Participation in each Graduating Class (Semester/Year)	11
Table. XIII b. Honors and Off-Campus Study Participation in each Graduating Class (Semester/Year & Embedded)	11
Table. XIV a. Off-Campus Study Participation Rate per Academic Division in Each Graduating Class (Semester/Year Abroad)	11
Table. XIV b. Off-Campus Study Participation Rate per Academic Division in Each Graduating Class (Semester/Year Abroad & Embedded)	12
III. Programs and Locations	12
Table XV a. Numbers of Participants, Programs, and Countries (Semester/Year Abroad including Puerto Rico & US)	12
Table XV b. Numbers of Participants, Programs, and Countries (Semester/Year Abroad including Puerto Rico & US, and Embedded Courses)	12
Table XVI. Off-Campus Study Participation by World Region (with multi-country programs distributed by country)	12
Chart III. Off-Campus Study Participation by World Region (Semester/Year Abroad) 2019-20	13
Chart IV. Off-Campus Study Participation by World Region (Semester/Year & Embedded Courses & Multi-country Programs Distributed by Country) 2019-20	13
Table XVII a. Countries with Highest Number of Participants over a Five-Year Period with Multi-Country Programs Counted as if one Location (Semester/Year)	14
Table XVII b. Countries with Highest Number of Participants over a Five-Year Period with Multi-Country Programs Counted as Separate Countries (Semester/Year and Embedded Courses)	14
Table XVII c. Top Countries with Highest Number of Participants over a Five-Year Period with Embedded Courses and Multi-Country Programs Distributed as Separate Countries	15
Table XVIII. Individual Programs & Universities - Highest Enrollments over Five Years	16
Table XIX. Top Program Providers over Five Years	16
Table XX. Student Participation in Off-Campus Study (Semester/Year) by Program Type	17
Table XXI. Top Universities for Direct Enrollment over Five Years	17
Table XXII. Participation in all Oxford Programs over Five Years	17

IV. Language Study on Semester/Year Off-Campus Study Programs 17

Table XXIII a. Language Study is Main Focus of Program and/or Study in a Language other than English, by Country. Some courses may be available in English. 18

Table XXIII b. Language Study is Main Focus of Program and/or Study in a Language other than English, by Language. Some courses may be taught in English. 18

Table XXIII c. Courses Offered in English. One Required Language Course (particularly when the student has no prior language study). English is not the primary language of instruction of the country. For some programs, advanced language study is available. 19

Table XXIII d. Courses Taught in English. Language Courses may be available but not required. English is not the primary language of instruction of the country 20

Table XXIII e. English is the Primary Language of Instruction of the Country (or of the University); & Multi-country Programs Conducted in English. May be possible to study languages but not required. 20

V. Swarthmore College Funded Short-term International Activities 21

Table XXIV. Number of Students who Participated in Non-Credit International Activities (Swarthmore students only) 21

Table XXV. Participation in Non-Credit International Activities (Athletics trips are not included) 22

Table XXVI. Numbers of Students who Participated in More Than One College-Sponsored International Activity 24

Chart V. Summer 2019 and Other Short-term Funded Activities in 2018-19 (athletics programs are not included) 24

APPENDIX

Table I. Majors of Students who Studied Abroad (Semester & Year) by Graduating Class 25

Table II. Top Majors of Students who Studied Abroad (Semester & Year) by Graduating Class 27

Table III. Minors of Students who Participated in Off-Campus Study (Semester & Year) by Graduating Class 27

Table IV. Top Minors of Students who Participated in Off-Campus Study (Semester & Year) by Graduating Class 28

Table V. Numbers of Students who Participated in More Than One International Activity (includes travel to Puerto Rico and Hawai'i) 29

Table VI. Domestic Off-Campus Study 31

Table VII. Enrollment in the Semester/Year Abroad Programs over Five Years 31

I. Off-Campus Study Summary

Enrollment: Student Participation in OCS. During the 2019-20 academic year, two hundred and thirteen students participated in study abroad for credit. One hundred and sixty-four students participated in semester or year abroad programs: four students studied abroad for the academic year (one on two separate programs), sixty-nine for the fall semester and ninety-one for the spring semester. An additional four students withdrew in January before attending their programs, due to suspended programs as a result of the spread of the COVID-19 pandemic. There were fifty-four participants in short-term abroad programs that were part of on-campus courses offered for credit. The participation rate in the OCS semester/year abroad program was forty-two percent of the 2020 graduating class and the percent of students who received credit is forty-eight percent when participation in embedded study abroad courses is included. This is a three percent increase over the class of 2019.

Due to the pandemic, by March, 2020 all OCS participants were asked to return to their homes. OCS coordinated the return travel of the students, along with any issues pertaining to their completion of studies, and financial concerns.

Table I. Percent Off-Campus Study Participation by Graduating Class

Note: Some students may have participated in both semester and short-term programs. The study abroad participation rate including embedded/short-term programs was not calculated prior to 2017.

Graduating Class	Study Abroad Participation Rate	Participation Rate with Short-Term Programs included
2016	36%	NA
2017	34%	37%
2018	37%	41%
2019	40%	45%
2020	42%	48%

Access and Inclusion: OCS received approval to pay for student visas and application fees and had intended to pay for passport fees in 2020-21. Paying for passport fees will depend on budget considerations and the ability of students to apply for passports. Pat Martin started a sub-committee of the Beyond the Classroom to discuss access and inclusion concerns.

Affiliation Agreements: Agreements were concluded with CET, College Year in Athens, and Middlebury College.

Assessment of the Abroad Experience: OCS surveyed study abroad participants on their access to mental health resources and funding concerns related to accessing cultural activities. OCS worked with a group of graduate students from the Middlebury Institute for International Studies to review our assessment procedures. OCS will consider how to assess the experience of the OCS spring 2020 students who had to return early due to the pandemic.

Community Engagement: Pat Martin is a member of the Crisis Planning Action Committee, the Administrative Advisory Council, the Beyond the Classroom committees and the Carbon Charge Working Group. Pat Martin served on the committee for a PSRF, and served as a Sustainability Advocate. Pat Martin also served on the COVID-19 Planning Group. Pat Martin and Lotte evaluated applications for Lang summer funding and Pat served on the Pulitzer Student Fellow funding selection committee.

Domestic Opportunities: OCS agreed to take over the advising and application procedures for the domestic exchange programs with Middlebury College, Mills College, Pomona College, and

Tufts University, which previously had been handled by the office of the registrar. OCS plans to provide information about the domestic exchanges on the OCS website and will develop an application system using the Terra Dotta software.

Events:

1. Major OCS-organized annual events: Fall Semester: Pre-departure gatherings (orientation) and welcome back gatherings for participants in the semester/year abroad program; Study Abroad Fair; Passport Day; and co-sponsored events with Career Services (Marketing your International Experience) and the Financial Aid office. OCS had to convert all spring semester activities to a virtual format (i.e., promotion, advising and pre-departure activities).

2. Campus Events: OCS participated in campus events organized by admissions and the alumni office, as well as the Summer Opportunities Fair.

Faculty Engagement:

OCS worked closely with faculty who organized and and/or directed the following abroad programs:

- Globalization, the Environment, and Society in Cape Town. Professor Carr Everbach
- Israel/Palestine Embedded Study Abroad Program. Professors Sa'ed Atshan, Ben Berger, Keith Reeves, and Krista Thomason (35 students)
- UN COP Conference in Spain (ENVS 092): Professors Jennifer Peck, Chris Graves (4 students)
- Spanish 105 to Granada and Madrid: Professor María Luisa (8 students)
- PEAC060 student travel to Columbia, Japan & Northern Ireland: Professor Denise Crossan (7 students)

Insurance: The CISI insurance policy was in place for 2018-19 and renewed for 2019-20. All students, faculty, and staff in the OCS Travel Registry were enrolled in the CISI insurance plan.

OCS Activities. OCS held a successful “green” study abroad fair and Passport Day. In addition to regularly required orientation sessions, OCS instituted a new requirement for students to attend a workshop or lecture on an appropriate topic to help prepare to live and study abroad. OCS always hosts many representatives from study abroad programs and universities, but additionally hosted visits for a delegation from the University of York, the directors of the Harvard CASA programs in Chile and Argentina, the Executive Director of DIS, and the President of IFSA-Butler. Spring 2020 marked the last semester of the Krakow, Poland program, directed by Art McGarity. OCS had planned an all-campus event in celebration of the international educational exchange programming with partners in Poland by the dance, theater, and engineering, and environmental studies departments and programs, but this was cancelled due to the pandemic.

OCS Support for Co-Curricular Activities:

- Debate Society: Thailand: 6 students
- Career Service Externships: 1 student
- Student Conference Participation: 4 students
- Lang Center sponsored activities: 7 students
- Lang Center Sponsored Program to Hawai'i: Aurora Winslade and Carr Everbach (7 students)

Professional Engagement and Site Visits: Pat Martin authored a chapter in NAFSA's new book, *Undergraduate Research Abroad*. Her chapter was republished in NAFSA's International Educator magazine. Pat was honored to be nominated by her staff for the Suzanne Welsh award. Pat Martin and Sharlene Garcia attended the annual CIEE conference and Pat Martin attended the Overseas Security Advisory Council Annual Briefing. In addition, she attended the virtual Forum

on Education Abroad conference and the Forum on Education Abroad Standards of Good Practice Institute conference. Pat Martin and Lotte Buiting attended the School for International Training Workshop on Student Health, Safety, and Well-being held at Temple University. Lotte Buiting had a poster session approved “Assessment: Where to Start?” planned for the NAFSA annual conference. It was cancelled due to COVID19. Lotte gave an invited lecture on Leni Riefenstahl's *Triumph of the Will*: History 37/GMST 37. History and Memory: The Holocaust and the Problem of Genocide, co-taught by Hansjakob Werlen and Bob Weinberg (February 5th). Lotte Buiting visited the IFSA program in Merida, and the CIMAT semester program in mathematics in Guanajuato, Mexico, along with Aimee Johnson from the math department. Pat Martin’s site visit to the UK and Sweden was curtailed in March due to the pandemic, but she was able to visit University College London, Goldsmith’s College, and Queen Mary before having to return to the US. Diana Malick attended the virtual Global Terra Dotta conference.

Promotion of Global Engagement: OCS has discussed the proposed College mission statement with interested faculty, and has encouraged the inclusion of global engagement in the statement. OCS would like to encourage and help facilitate, when possible, faculty connections with global partners. The likelihood of remote means of instruction provides an opportunity to include virtual exchange elements, so that students can engage with students in other countries. OCS has encouraged the communications department to create a global education and engagement portal on the main Swarthmore website.

Risk Management: In addition to COVID-19, there were many safety concerns that affected student travel that had to be monitored and assessed by OCS and the International Travel Risk Management Committee. There was significant social unrest and student protests in many Latin American countries and pro-independence protests in Spain. There was a crackdown on protesters in Egypt, and protests in Lebanon and Hong Kong. The US assassination of an Iranian general and the Iranian downing of an airliner caused Middle East tensions. Earthquakes in Puerto Rico prevented the swim team's annual trip in January. Protests in Colombia affected student travel in January. The UNCOP conference was planned to take place in Chile, but due to the state of emergency, the conference was relocated to Spain.

As the pandemic progressed, OCS had to monitor and respond to student travel plans to China, South Korea, Japan, and then Italy, and eventually all countries. OCS alerted the Swarthmore community to the need for regular and ongoing communication concerning the pandemic. Pat provided training to faculty and staff who take students abroad or for people paid to support students while abroad/off-campus: environmental studies in Hawai’i; athletics trips expected to South Africa, Costa Rica, and Puerto Rico; embedded study courses to Spain and Israel/Palestine; the UN climate change conference to Spain (moved from Chile), and Denise Crossan’s program in Northern Ireland. OCS developed travel resources for the campus community. OCS, in conjunction with Bindu Jayne, and Campus Safety, conducted an OCS Title IX table top exercise.

Pat Martin and Jena Fioravanti prepared a new joint risk and safety assessment for applicants for College summer funding and met with Lang Opportunity Scholars and Davis Project for Peace applicants to advise them on IRB and risk considerations.

We expect that OCS will play an important and ongoing role in evaluating the risk levels of international travel and in identifying and encouraging global engagement opportunities that make take place physically, or virtually. With this in mind it is a good time to review whether the current insurance and risk assessment tools available are sufficient to the future tasks of assessing risk in our new reality of living with the specter of COVID-19.

Staffing: Rosa Bernard retired in June, 2019. We were successful in upgrading the position to Associate Director and Dr. Lotte Buiting was hired in this role in September. Sharlene Garcia continued as the Study Abroad Associate until she stepped down in January and Paul Chung '14 was hired in this position in February. Given the small OCS staff, each time a position is vacant it puts a significant burden on the remaining staff members. We requested that the Study Abroad Associate position be upgraded to a permanent Study Abroad Advisor position to recognize the professional nature of this position, and to provide more continuity of expertise and services over time. 2019-20 marked the last year of Jeremy Lefkowitz's three-year position as OCS Faculty Advisor.

Technology. OCS's web-based database, along with the College's web-based services, and the OCS travel program with Key Travel, made it possible to respond quickly to the pandemic and to easily adjust to working remotely. As a result of the pandemic, we evaluated how to present more information online. The staff created general information sessions online and developed content for an OCS Moodle site for future cohorts of students. OCS plans to convert OCS webpages from the Terra Dotta platform to the College website platform and design. OCS also plans to conduct a virtual study abroad fair for the fall that will take place over several days. OCS worked with ITS to develop an online system for the pre-estimation and final credit approval for transfer credit and will help students who may request transfer credit from study at other institutions.

Off-Campus Study Committee:

Al-Masri, Khaled	Assistant Professor and Section Head, Arabic
Buiting, Lotte	Associate Director, Off-Campus Study Office, ex officio
Casado Garcia, Sharlene	OCS Study Abroad Associate
Diaz Diaz, Desiree	Assistant Professor of Spanish
Duffins, Varo	Director of Financial Aid
Duncan Smith, T. Shá	Assistant Vice President and Associate Dean for Diversity, Inclusion & Community Development
Lefkowitz, Jeremy	Co-Chair OCS Committee. Advisor for Off-Campus Study & Associate Professor Classics
Loomis, Jeremy	Head Women's Tennis Coach, Athletics
Martin, Patricia	Co-Chair OCS Committee. Director, OCS
McGarity, Art	Professor of Engineering
Shokr, Ahmad	Assistant Professor of History
Ramirez, David	Director, Counseling & Psychological Services
Warner, Martin	Registrar
Wang, Xuduo	Class of 2023

Petitions were approved for study on the following programs: Bard in Berlin; Berklee School of Music in Valencia, Spain; IES program in Cape Town; Jacob University in Germany; Columbia University Reid Hall Paris; ISEP program at Kansai Gaidai University in Japan; NYU Paris; NYU Shanghai; the Umbria Institute; Smith in Geneva; and the CIEE program in Berlin. Study on a program in Colombia was not approved.

The committee discussed that it is now a trend that more students go abroad in the spring than the fall. This may be due in part to some programs that are available in the spring and not in the fall, like study at Oxford colleges. OCS needs to look into the impact this may have on campus.

The committee discussed the OCS returning student survey on access to mental health services abroad. OCS encouraged access to more services for students. David Ramirez, director of CAPS, stated the importance of understanding the limitations of what CAPS can do for students who are abroad. OCS also surveyed returning students on the affordability of participating in cultural

activities. The provision of cultural activities varies greatly by program and OCS would like to assess the equity of what is provided to students across the various programs.

Due to the large number of students who study on the DIS programs in Copenhagen and Stockholm, and our relationship with the program, OCS is considering working with DIS on a jointly conducted assessment project that could include pre and post assessment elements facilitated by OCS. Additional discussions included uses of Off-Campus Study credit, a future OCS external review, plans to revamp the OCS website, the recommendation to create a link to global opportunities from the main College website, and plans to celebrate the 21 years of Swarthmore in Poland.

The committee discussed the name of the OCS study abroad program. Currently it is called the Swarthmore Semester/Year Abroad Program. Names discussed were the Swarthmore Off-Campus Study Program or Semester/Year Off-Campus Study Program. Ultimately OCS started using “Swarthmore Off-Campus Study Program”. OCS hoped to prepare for an external review for 2020-21. The pandemic created so many challenges to the field of international education that a review did not make sense at this time.

OCS will need to develop strategies around advising students and preparing them to travel in our new reality. This will involve developing a new risk assessment and review process, and corresponding policies and procedures. Attention should be given to short-term study abroad options like the embedded study abroad courses. The mission statement of the OCS office should reflect the role that the office plays as a resource on these matters to the college community. The OCS committee discussed whether the name of the office captured this role sufficiently. In addition to developing an online transfer credit system for requests for credit for work that is not done when participating in the official Off-Campus Study program, OCS has agreed to provide advising and support to students who participate in the domestic study abroad exchange programs (previously done by the registrar’s office). OCS plans to continue a review of mental health resources and support for students participating in OCS and will review services provided by current insurance providers.

II. Off-Campus Study Enrollment and Demographics

Exchanges: Due to travel restrictions imposed in January, 2020 at the early stages of the pandemic, one student who was supposed to study at the University of Tokyo was not able to attend. The exchange with the University of Tokyo is in balance. Swarthmore owes six semester places to Yale-NUS, and Ashesi owes one semester place to Swarthmore

Table II. Swarthmore Students to Exchange Partner Universities (semester equivalents)

Exchange Partner	13-14	14-15	15-16	16-17	17-18	18-19	19-20
Ashesi University	NA	1	0	0	1	0	1
Yale-NUS	NA	NA	NA	1	2	5	3
University of Tokyo USTEP Program (AIKOM prior to 16/17)	1	0	2	4	2	2	0

Table III. Exchange Students to Swarthmore (semester equivalents)

Exchange Partner	13-14	14-15	15-16	16-17	17-18	18-19	19-20
Ashesi University	NA	2	1	0	0	1	1
Yale-NUS	NA	NA	NA	0	2	2	1
University of Tokyo	0	2	1	1	2	2	3

Swarthmore-Administered and Swarthmore-Affiliated Study Abroad Programs:

- 1. HECUA.** Jeremy Lefkowitz served on the HECUA Board. In Spring 2020 one student participated in the Peace, Conflict, and Transition in Northern Ireland program.
- 2. Globalization, the Environment, and Society in Cape Town.** Carr Everbach serves as the faculty advisor for the program. Three Swarthmore and one Haverford student participated.
- 3. Central European Programs.** One student participated in the Central European Studies Program in Poland, coordinated by Professor Art McGarity who announced that Spring 2020 would be the last semester for these programs.
- 4. CASA Programs.** Two students participated in the Harvard CASA programs (one in Argentina and one in Chile). Twelve students participated in the Brown CASA programs (one in Cuba, one in Barcelona, and ten in Granada).

Embedded Study Abroad Programs:

- 1. Israel/Palestine.** Thirty-five students participated in the program organized by Professor Sa’ed Atshan. Professors Ben Berger, Keith Reeves, and Krista Thomason participated as faculty chaperones.
- 2. Spain.** UN COP Conference in Spain (ENVS 092): Professors Jennifer Peck, Chris Graves (4 students)
- 3. Spain.** Spanish 105 to Granada and Madrid: Professor María Luisa (8 students)
- 4. Columbia, Japan & Northern Ireland (PEAC060):** Professor Denise Crossan (7 students)

Table IV breaks down the numbers of students who received credit from study abroad programs according to type of program: fall semester only, spring semester only, year abroad, participation in the embedded study abroad courses (short-term), and transfer credit for summer study abroad. The table also shows when students have participated in more than one credit-bearing program. The summer data is for the summer following the indicated academic year. Students who participate in domestic approved programs are included.

Table IV. Number of Students who Received Credit for Off-Campus Study (includes summer transfer credit)

Year	Fall only	Spring only	Year*	Attended one Semester & one Short-term Program	Attended two Short-Term Programs	Short-term only	Summer only	Totals
2015-16	64	50	9	4	NA	27	6	160
2016-17	66	80	11	5	1	59	3	225
2017-18	57	87	4	6	1	54	5	214
2018-19	76	84	12	4	0	37	8	221
2019-20	68	88	4	4	1	48	0	213

***In 2015-16 four full-year students attended two different semester programs; in 2016-17 three full-year students attended two different semester programs. In 2017-18 one full-year student attended two different semester programs. In 2018-19 five full-year students attended two different programs. In 2019-20 four students attended one short-term program and also spent a semester abroad and one student participated in two short-term programs. Starting in 2018-19, UN climate conference participants are included.**

Some students decide to take a leave of absence from the College in order to study abroad and do not receive credit. Their numbers are represented in Table V.

Table V. Off-Campus Study Totals (including students on leaves of absence)

Year	Number of Students who Received Credit*	Students on Leaves of Absence for Study Abroad (no transfer credit)	Totals Abroad
2015-16	160	5	165
2016-17	225	4	229
2017-18	214	2	216
2018-19	221	2	223
2019-20	213	3	216

* These figures include students who received Swarthmore credit for their participation in the international field component of an on-campus course, referred to as embedded short-term programs & the UN climate conference as part of a course (i.e., this is not transfer credit).

Chart I. Off-Campus Study by Duration of Program

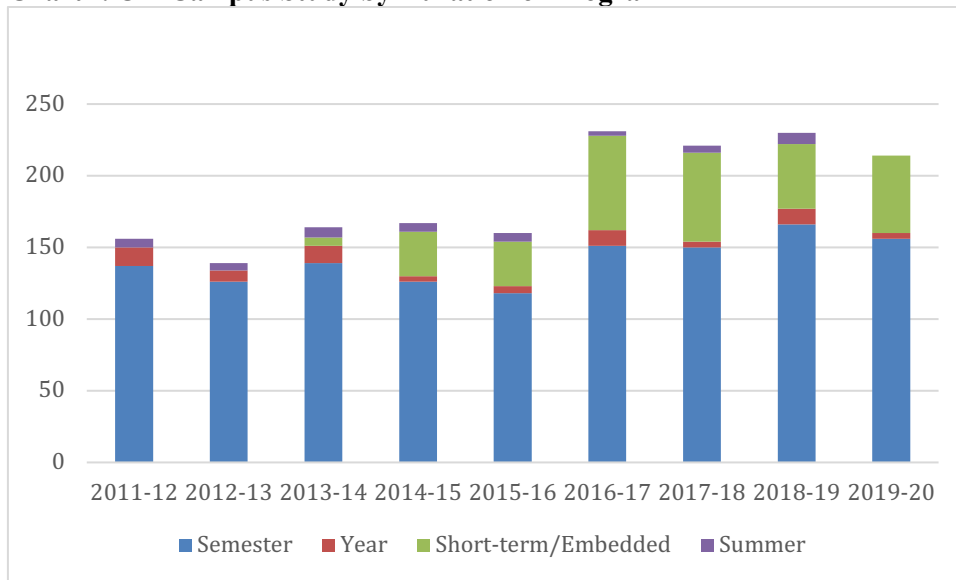


Chart II. Number of Student Off-Campus Study Semesters

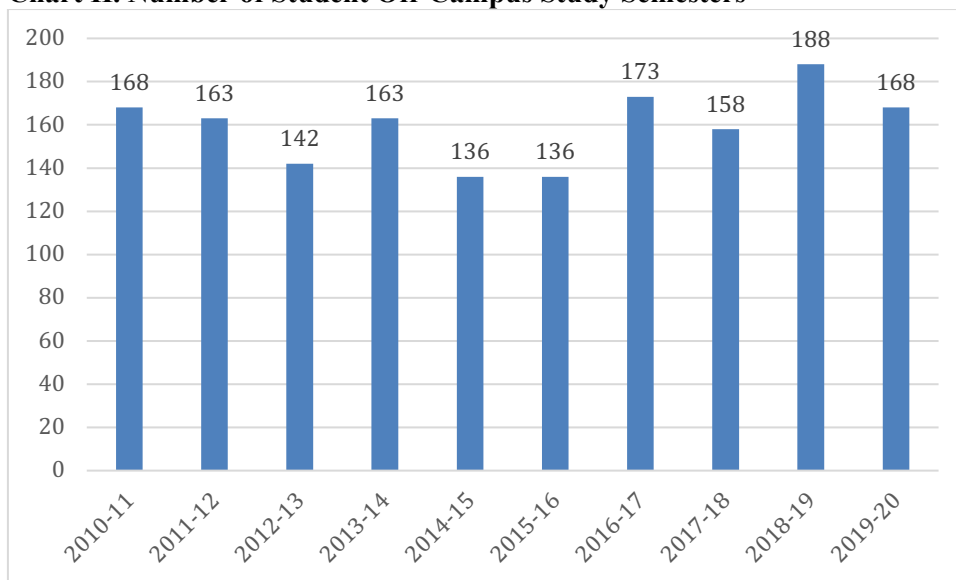


Table VI. Participation in Faculty-led Embedded Study Abroad Courses

Programs	2015-16	2016-17	2017-18	2018-19	2019-20
China/Hong Kong/Taiwan	14	17	18	NA	NA
Israel/Palestine	19	35	36	35	35
Cuba	NA	14	NA	NA	NA
Spain	NA	NA	7	NA	8
UN Climate Change Conference	5	4	3	6	4
PEAC060	NA	NA	NA	NA	7
Totals	38	70	64	41	54

Some students participated in more than one program. Prior to 2018-19, participants in UN Climate Change Conference was not included in study abroad totals. In 2019-20 one student attended two programs.

Table VII. Participation in the Semester/Year Abroad Program and Embedded Study Abroad by Class Year Note: The data does not include summer transfer credit. Some students participated in more than one activity. Students with 2024 grad year included as freshmen.

Year	Freshmen	Sophomores	Juniors	Seniors	Total
2015-16	13	11	124	6	154
2016-17	16	29	165	12	222
2017-18	4	44	150	11	209
2018-19	2	24	171	16	213
2019-20	9	23	167	20	219

The following chart provides the numbers of participants in Swarthmore-administered programs and exchange programs.

Table VIII. Enrollment in Swarthmore Programs & Exchange Programs for Credit over a Five-Year Period – Swarthmore Students Only. Note: Embedded programs are included. The percent of students who attended a program organized by Swarthmore, out of all students who participated in OCS, is given in the totals.

Swarthmore Programs	2015-16	2016-17	2017-18	2018-19	2019-20
Cape Town, South Africa	4	5	3	3	3
Krakow, Poland	2	0	0	1	1
Masaryk U, Czech Rep	0	0	1	0	0
Ashesi U exchange, Ghana	0	0	1	0	1
U Tokyo exchange, Japan	1	4	2	2	0
Yale-NUS exchange, Singapore	NA	1	3	5	3
Embedded Programs	33	66	61	41	54
Totals & Percent of all OCS Participants this Represents	40(26%)	76(33%)	71(33%)	52(18%)	62(28%)

Table IX. Non-Swarthmore Student Participation in Swarthmore Programs

Program	2015-16	2016-17	2017-18	2018-19	2019-20
Poland	0	0	0	0	1
S. Africa	H:1	0	0	H:1	H:1
Embedded/Short-Term Study Abroad	0	BM:2, H:3	0	0	1
Total	1	5	0	1	3

BM = Bryn Mawr College, H = Haverford

The information in **Tables X – XIV** is provided by the Office of Institutional Research. Starting with the graduating class of 2017, two sets of data are provided: semester and year abroad participants, and semester and year abroad with embedded study abroad included.

Twenty percent of the graduating class of 2020 were first generation college participants and 42% participated in Semester/Year programs and 46% percent participated in Semester/Year Abroad & embedded programs combined.

International students comprised 11% (45 students) of the 2020 graduating class and 44% participated in Semester/Year programs and 47% participated in Semester/Year & embedded programs combined.

Women represented 53% of the 2020 graduating class and 60% participated in semester/year abroad programs. When embedded study abroad courses are included, 68% participated. Men represented 47% of the graduating class and had a 40% participation rate in semester/year abroad programs and a 32% participation rate when embedded courses are included.

Table XII a. shows the percent of students by self-reported race/ethnicity in each graduating class who participated in semester/year abroad programs and Table XII b includes participation in embedded study abroad courses. Students who reported as black or African-American non-Hispanic were the least well represented. When participation in embedded study abroad courses is included the representation rate rises to 43%.

Study abroad was popular among students who completed honors with 36% participation in semester/year abroad programs and 41% participation when embedded study abroad courses are include.

With Semester/Year Abroad and embedded programs combined, 38% of NSE majors participated in off-campus study along with 48% percent of humanities majors, 50% percent of social science majors, and 73% percent of interdisciplinary majors.

Table X a. Percent of Non-Resident International Students in each Graduating Class who Participated in Off-Campus Study (Semester/Year)

Class Year	Percent of Graduating Class
2016	21%
2017	12%
2018	31%
2019	36%
2020	44%

Table X b. Percent of non-Resident International Students by Graduating Class who Participated in Off-Campus Study (Semester/Year & Embedded)

Class Year	Percent of Graduating Class
2016	21%
2017	12%
2018	33%
2019	39%
2020	46%

Table XI a. Percent of Students Self-Identified as Female or Male by Graduating Class who Participated in Semester/Year Off-Campus Study. Information on other identities not provided.

Class Year	Female	Male
2016	43%	29%
2017	36%	32%
2018	47%	28%
2019	48%	31%
2020	60%	40%

Table XI b. Percent of Students Self-Identified as Female or Male by Graduating Class who Participated in Off-Campus Study (Semester/Year & Embedded). Information on other identifies not provided.

Class Year	Female	Male
2017	37%	37%
2018	50%	32%
2019	55%	35%
2020	68%	32%

Table XII a. Percent of Students by Reported Race/Ethnicity in each Graduating Class who Participated in Semester/Year Off-Campus Study

Year	Race or ethnicity unknown	Hispanics of any race	American Indian or Alaska Native non-Hispanic	Nat' Hawai'ian Other Pacific Islander	Asian non-Hispanic	Black or African American non-Hispanic	White non-Hispanic	Two or more races non-Hispanic
2016	32%	44%	NA	NA	33%	33%	40%	33%
2017	38%	25%	NA	NA	25%	48%	38%	57%
2018	33%	45%	NA	0%	32%	41%	40%	31%
2019	25%	46%	100%	0%	36%	28%	43%	43%
2020	39%	40%	100%	NA	40%	31%	44%	54%

Table XII b. Percent of Students by Reported Race/Ethnicity in each Graduating Class who Participated in Off-Campus Study (Semester/Year & Embedded)

Year	Race or ethnicity unknown	Hispanics of any race	American Indian or Alaska Native non-Hispanic	Nat' Hawai'ian Other Pacific Islander	Asian non-Hispanic	Black or African American non-Hispanic	White non-Hispanic	Two or more races non-Hispanic
2017	38%	29%	NA	NA	35%	52%	40%	60%
2018	33%	51%	NA	NA	35%	45%	43%	40%
2019	25%	52%	100%	0%	48%	38%	46%	47%
2020	44%	47%	100%	NA	45%	43%	50%	58%

Table. XIII a. Honors and Off-Campus Study Participation in each Graduating Class (Semester/Year)

Year	Percent of all Students Who Completed Honors	Percent of Study Abroad Participants Who Completed Honors	Percent of all Students Who Studied Abroad & Completed Honors	Percent of Students Who Completed Honors, who also Studied Abroad
2016	20%	18%	6%	32%
2017	24%	19%	6%	27%
2018	21%	21%	8%	34%
2019	22%	15%	7%	30%
2020	19%	17%	7%	36%

Table. XIII b. Honors and Off-Campus Study Participation in each Graduating Class (Semester/Year & Embedded)

Year	Percent of all Students Who Completed Honors	Percent of Study Abroad Participants Who Completed Honors	Percent of all Students Who Studied Abroad and Completed Honors	Percent of Students Who Completed Honors, who also Studied Abroad
2017	24%	19%	7%	31%
2018	21%	22%	8%	38%
2019	22%	18%	8%	37%
2020	19%	16%	8%	41%

Table XIV a. Off-Campus Study Participation Rate per Academic Division in each Graduating Class – (Semester/Year)

Year	NSE	Humanities	Social Sciences	Interdisciplinary	Double Majors
2017	43%	17%	46%	15%	27%
2018	37%	22%	50%	19%	37%
2019	32%	16%	45%	18%	34%
2020	32%	19%	47%	32%	37%

Table XIV b. Off-Campus Study Participation Rate per Academic Division in each Graduating Class (Semester/Year Abroad & Embedded)

Year	NSE	Humanities	Social Sciences	Interdisciplinary	Double Majors
2017	42%	16%	48%	16%	28%
2018	35%	21%	50%	19%	34%
2019	36%	19%	50%	22%	37%
2020	32%	19%	48%	30%	37%

III. Programs and Locations

Table XV a. Numbers of Participants, Programs, and Countries (Semester/Year Off-Campus Study including Puerto Rico & US)

Year	Participants	Programs	Countries
2015-16	127	76	39
2016-17	162	96	33
2017-18	155	82	40
2018-19	177	98	43
2019-20	164	85	43

Table XV b. Numbers of Participants, Programs, and Countries (Semester/Year Off-Campus Study including Puerto Rico & US, and Embedded Courses)

Year	Participants	Programs	Countries
2015-16	154	78	39
2016-17	222	99	38
2017-18	212	85	42
2018-19	218	100	44
2019-20	219	88	45

Table XVI. Off-Campus Study Participation by World Region (with multi-country programs distributed by country) Note: Summer study abroad participants are not included.

World Regions	Semester/Year Participants (without multi-country)	Embedded study abroad Participants	Multi-country Distributed by Region	Total Students per Region
Asia	7	2	4	13
Europe	113	15	11	139
Latin America & Caribbean	10	2	9	21
Middle East/N Africa	3	35	2	40
North America	0	0	0	0
Oceania	13	0	0	13
Sub-Saharan Africa	11	0	2	13
Totals	157	54	28	239

Chart III. Off-Campus Study Participation by World Region (Semester/Year) 2019-20

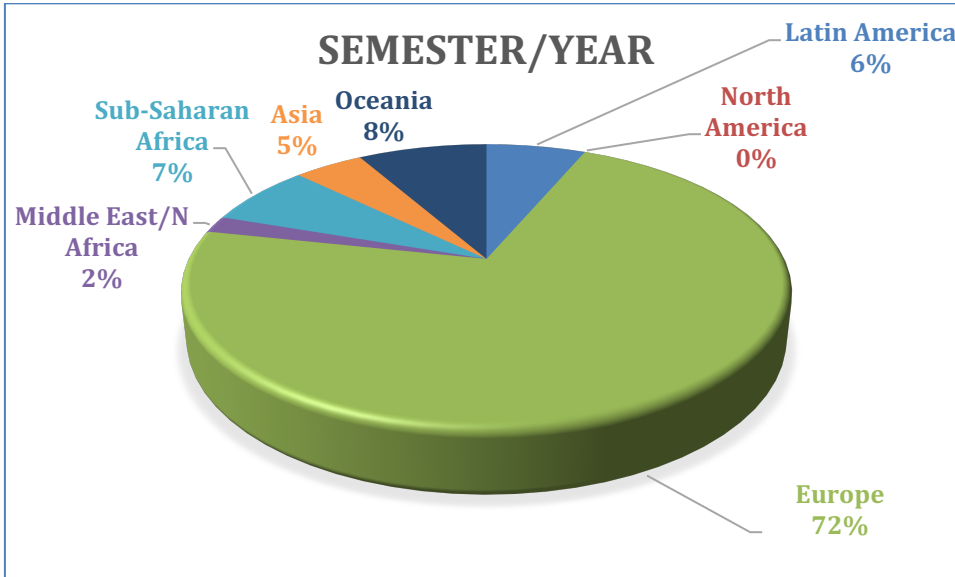


Chart IV. Off-Campus Study Participation by World Region (Semester/Year & Embedded Courses & Multi-country Programs Distributed by Country) 2019-20

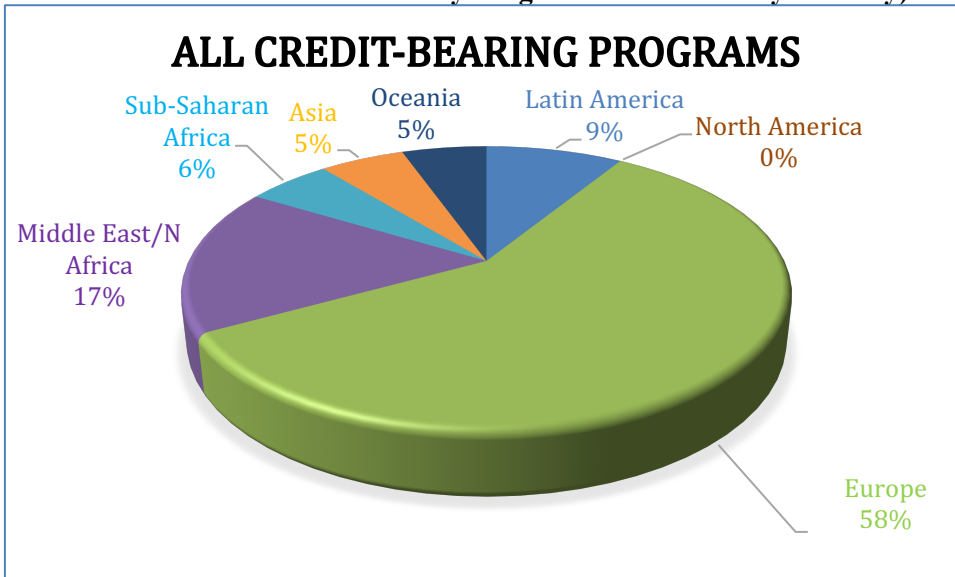


Table XVII a. Countries with Highest Number of Participants over a Five-Year Period with Multi-Country Programs Counted as if one Location (Semester/Year)

Countries	2015-16	2016-17	2017-18	2018-19	2019-20	Totals
UK	27	30	35	28	31	151
Denmark	10	10	15	21	9	65
Spain	7	17	5	13	19	61
Australia	7	15	5	10	12	49
Multi-country Programs	5	3	12	12	8	40
France	4	9	11	6	7	37
Hungary	8	7	6	5	8	34
Italy	3	9	7	6	9	34
South Africa	6	6	6	3	5	26
Chile	3	6	6	3	1	19
Czech Republic	2	1	5	5	5	18
Sweden	2	3	3	5	5	18
Cuba	5	7	1	3	1	17
Japan	4	7	2	4	0	17
Jordan	2	2	1	8	1	14
Argentina	1	1	7	2	2	13
Ireland	3	2	2	3	2	12
China	3	4	2	1	1	11
Singapore	0	1	2	5	3	11
Germany	2	2	0	1	5	10

Table XVII b. Countries with Highest Number of Participants over a Five-Year Period with all Countries within Multi-Country Programs Counted as Separate Countries (Semester/Year and Embedded Study Abroad)

Countries	2015-16	2016-17	2017-18	2018-19	2019-20	Totals
Israel/Palestine	16	38	37	35	35	161
UK	27	30	35	28	31	151
Multi-country Programs	5	38*	31*	12	8	94
Spain	7	17	5	13	27	69
Denmark	10	10	15	21	9	65
Australia	7	15	5	10	12	49
France	4	9	11	6	7	37
Hungary	8	7	6	5	8	34
Italy	3	9	7	6	9	34
Cuba	5	21	1	3	1	31
South Africa	6	6	6	3	5	26

China	15	4	2	1	1	23
Chile	3	6	6	3	1	19
Czech Republic	2	1	5	5	5	18
Sweden	2	3	3	5	5	18
Japan	4	7	2	4	0	17
Jordan	2	2	1	8	1	14
Argentina	1	1	7	2	2	13
Ireland	3	2	2	3	2	12
Singapore	0	1	2	5	3	11

* The multi-country programs category includes 15 students who participated in the short-term program to China and Taiwan (14-15); 17 who studied in China, Hong Kong, and Taiwan (16-17) & 19 in (17-18)

Table XVII c. Top Countries with Highest Number of Participants over a Five-Year Period with Embedded Courses and Multi-Country Programs Distributed as Separate Countries

Countries	2015-16	2016-17	2017-18	2018-19	2019-20	Totals
Israel/Palestine	16	38	37	35	36	162
UK	27	30	35	28	31	151
Spain	7	17	12	16	36	88
Denmark	10	10	15	21	9	65
China	15	21	21	3	2	62
Australia	7	15	5	10	12	49
South Africa	6	8	11	7	8	40
Taiwan	0	17	19	0	0	36
France	4	9	11	6	7	37
Hong Kong	0	18	19	0	0	37
Italy	3	9	8	6	9	35
Hungary	8	7	6	5	8	34
Cuba	5	21	1	3	1	31
Chile	5	6	10	4	3	28
Czech Republic	2	1	5	5	7	20
Jordan	2	2	4	9	3	20
Argentina	2	2	10	2	2	18
Sweden	2	3	3	5	5	18
Japan	4	7	2	4	0	17
Ireland	3	2	5	3	2	15

Table XVIII. Individual Programs & Universities - Highest Enrollments over Five Years

Programs	2015-16	2016-17	2017-18	2018-19	2019-20	Totals
DIS Copenhagen	10	10	15	21	9	65
University College London	11	3	10	0	2	26
AIT Budapest	3	5	4	4	6	22
University of Edinburgh	3	6	6	2	4	21
University of Sydney	3	8	2	3	5	21
Swarthmore, Macalester, Pomona Cape Town	4	5	3	3	3	18
Queen Mary London	1	3	1	4	6	15
Academic Programs Abroad, Paris	0	3	4	3	3	13
UPCES in Prague	1	1	3	4	3	12
King's College London	3	0	2	4	0	9
Temple University Rome	2	2	2	0	2	8

Table XIX. Top Program Providers over Five Years

Program Provider	2015-16	2016-17	2017-18	2018-19	2019-20	Totals
School for International Training	16	10	19	16	16	77
Denmark Institute for Study Abroad	10	11	16	21	9	67
Middlebury College	4	10	12	14	3	43
CIEE	6	2	9	12	6	35
CASA: Brown & Harvard	3	8	3	8	5	27
AIT Budapest	3	5	4	4	6	22
Academic Programs Abroad, Paris	0	3	4	3	3	13
IES Abroad	4	3	3	1	2	13
UPCES in Prague	1	1	3	4	3	12
School for Field Studies	1	3	2	3	1	10
Bard College	4	1	0	1	4	10

Table XX. Student Participation in Off-Campus Study (Semester/Year) by Program Type
 Note: In some years totals exceed number of students because some students study in more than one program in one academic year.

Program Type	2015-16	2016-17	2017-18	2018-19	2019-20
Swarthmore Semester Programs	6	5	4	4	4
Swarthmore Embedded Study Abroad	33	66	61	41	54
Direct Enrollment	42	58	38	39	49
Domestic & Puerto Rico	*	*	*	6	0
Exchanges	1	5	6	7	4
Consortia/Special Relationships	3	4	6	12	18
Study Abroad Programs	68	83	96	109	89
Art/Film/Performance Programs	1	1	3	0	1
Totals	154	222	214	218	219

2014-15: HECUA, Cloud Forest, CHP, Swedish Program. 2015-16: HECUA, Swedish Program.

2016-17: HECUA, Cloud Forest, Swedish Program. 2017-18: HECUA, ISLE, Swedish Program.

2018-19: HECUA, Swedish Program, CASA. 2019-20: HECUA, Swedish Program CASA

*Not calculated prior to 2018-19

Table XXI. Top Universities for Direct Enrollment over Five Years

University Attended	2015-16	2016-17	2017-18	2018-19	2019-20	Totals
University College London	11	3	10	0	2	26
University of Edinburgh	3	6	6	2	2	19
University of Sydney	3	8	2	3	5	21
King's College London	3	0	2	4	0	9
Queen Mary London	1	3	1	4	6	15
Hertford College, Oxford	2	3	2	1	1	9
University of Tokyo Exchange	1	4	2	2	0	9
Yale-NUS Exchange	NA	1	2	5	3	11

Table XXII. Participation in all Oxford Programs over Five Years

Oxford College	2015-16	2016-17	2017-18	2018-19	2019-20	Totals
Hertford College	2	3	2	1	1	9
St Anne's College	0	4	2	1	1	8
St Edmund Hall	0	2	0	2	4	8
Lady Margaret Hall	0	1	1	1	0	3
Mansfield College	1	0	0	1	2	4
Sarah Lawrence	0	0	2	0	1	3
Total	3	10	7	6	9	35

IV. Language Study on Semester/Year Off-Campus Study Programs

The following tables show language study on programs divided into types: (XXIII b) all courses in a language other than English; (XXIII c) courses offered in English with one required language course; (XXIII d) courses taught in English but language courses available in countries in which English is not the primary language of instruction; (XXIII e) all courses in English in countries

where English is the language of instruction and participation in multi-country programs. These tables do not include participation in the embedded study abroad programs.

Table XXIII a. Language Study is Main Focus of Program and/or Study in a Language other than English, by Country. Some courses may be available in English.

Country	2015-16	2016-17	2017-18	2018-19	2019-20
Argentina	1	1	7	2	2
Brazil	0	3	0	0	0
Chile	3	6	6	2	1
China	1	2	2	1	1
Costa Rica	1	0	0	1	0
Cuba	5	7	1	3	1
Dominican Republic	0	0	0	1	0
Ecuador	1	0	2	1	0
France	4	8	10	6	6
Germany	2	0	0	0	0
Italy	0	1	0	2	0
Japan	4	3	0	2	0
Jordan	1	2	1	8	1
Kazakhstan	0	1	0	0	0
Madagascar	1	0	0	0	0
Mexico	0	0	0	2	2
Morocco	1	1	0	2	0
Mozambique	0	1	0	0	0
Peru	2	1	0	0	1
Puerto Rico	0	0	0	1	0
Russia	2	0	0	0	2
Senegal	2	0	1	1	0
Spain	6	13	4	13	18
Switzerland	2	0	1	0	1
Taiwan	0	1	0	0	0
Uruguay	0	1	0	1	0
Total	39	52	35	49	36
Percentage of Total Student Participation	30%	32%	23%	27%	22%

Table XXIII b. Language Study is Main Focus of Program and/or Study in a Language other than English, by Language. Some courses may be taught in English. (Example Bard Smolny Russia)

Language of Instruction	2015-16	2016-17	2017-18	2018-19	2019-20
Arabic	2	3	1	10	1
Chinese	1	3	2	1	1
French	9	9	12	8	7
German	2	0	0	0	0
Italy	0	1	0	2	0

Japanese	4	3	0	2	0
Portuguese	0	4	0	0	0
Russian	2	1	0	0	2
Spanish	19	29	20	23	25

Table XXIII c. Courses Offered in English. One Required Language Course (particularly when the student has no prior language study). English is not the primary language of instruction of the country. For some programs, advanced language study is available. (Examples: Temple Rome program, NYU Paris, Duke in Berlin)

Country	2015-16	2016-17	2017-18	2018-19	2019-20
Austria	2	0	0	0	2
Chile	0	0	0	1	0
China	1	1	0	1	0
Costa Rica	0	1	1	1	2
Czech Republic	2	0	5	5	4
Ecuador	0	0	1	0	0
France	0	0	0	0	1
Germany	0	0	0	0	1
Indonesia	0	0	0	1	0
Israel	0	2	0	0	0
Italy	2	7	6	1	3
Japan	0	0	0	2	0
Jordan	1	0	2	0	0
Mexico	1	0	0	0	0
Morocco	2	1	0	0	0
Multi-country	0	0	1	1	0
Nepal	0	0	0	0	1
Panama	0	0	1	1	0
Peru	1	0	0	1	0
Poland	2	0	0	1	1
Portugal	0	0	0	0	1
Rwanda	0	0	0	0	2
Senegal	0	0	0	0	3
South Africa	0	1	0	0	1
South Korea	0	1	0	0	0
Spain	1	2	0	7	2
Sri Lanka	0	0	1	0	0
Switzerland	0	0	0	0	2
Thailand	0	0	0	1	0
Tunisia	1	0	0	0	0
Turkey	1	0	0	0	0
Vietnam	0	0	0	0	1
Total	17	16	18	24	27

Percentage of Total Student Participation	13%	10%	12%	13%	16%
--	-----	-----	-----	-----	-----

Table XXIII d. Courses Taught in English. Language Courses may be available but not required. English is not the primary language of instruction of the country. (Example: the Swedish Program)

Country	2015-16	2016-17	2017-18	2018-19	2019-20
Bhutan	0	2	0	1	0
China	1	0	0	0	0
Costa Rica	0	0	0	1	0
Czech Republic	0	0	0	0	1
Denmark	10	10	15	21	9
France	0	1	1	0	0
Germany	0	2	0	1	4
Greece	0	0	2	1	2
Hungary	3	7	6	5	8
India	0	0	0	1	1
Israel	1	1	1	0	1
Italy	1	1	1	1	6
Japan	0	0	2	0	0
Lebanon	0	0	0	1	0
Multicountry	0	0	0	0	1
Netherlands	1	1	0	1	0
South Africa	0	0	0	0	1
South Korea	0	0	2	3	0
Spain	0	2	1	0	0
Sweden	2	3	3	5	5
Total	19	30	34	42	39
Percentage of Total Student Participation	14%	19%	22%	23%	24%

Table XXIII e. English is the Primary Language of Instruction of the Country (or of the University) & Multi-country Programs Conducted in English. May be possible to study languages but not required. (Example: direct enrollment in UK and Australia)

Country	2015-16	2016-17	2017-18	2018-19	2019-20
Australia	7	15	5	10	16
Egypt	0	0	0	1	1
Ghana	0	0	1	0	1
Hong Kong	0	1	0	0	0
Iceland	0	0	0	0	1
Ireland	3	2	2	3	2
Multi-country	5	3	11	11	6
New Zealand	3	3	2	0	1
Singapore	0	1	2	5	3
South Africa	6	5	6	3	0

Trinidad & Tobago	0	0	0	0	1
Turks and Caicos	0	1	0	0	0
United Kingdom	27	30	35	28	31
United States	NA	NA	2	5	0
Total	51	61	66	66	63
Percentage of Total Student Participation	43%	38%	43%	36%	38%

V. Swarthmore College Funded Short-term International Activities

Due to the pandemic, after mid-March, 2020, college-sponsored travel was suspended.

Table XXIV below shows eighteen students who participated in College-sponsored co-curricular international activities. When added to the off-campus study totals, students participated in at least 237 international activities in 2019-20, compared with 358 in 2018-19.

OCS creates travel registries for these activities, trains faculty and staff, creates handbooks for the faculty, and helps prepare students for the athletics and faculty-led programs through orientation programming. The students, along with faculty and staff who traveled with them, were registered in the travel registry, and were registered for CISI health and travel assistance insurance. Group programs were registered by OCS for the State Department STEP program.

OCS coordinates information concerning compliance with student enrollment with the Worth Health Center, Provost Office, the Lang Center, additional sponsoring departments, athletics, career services, and any other sponsors of student travel. The Worth Health Center staff provided travel health consultations for the students in the travel registry.

The following tables show international College-funded but noncredit-bearing student activities. After mid-March, 2020, the College did not permit such activities for the remainder of 2020.

Table XXIV. Number of Students who Participated in Non-Credit International Activities (Swarthmore students only)

Year	Provost Office/Dept Evans	Social Action	Athletics	Linguistics Summer School*	Conference Participation	Debate Society	Extern-Ships	Totals
15-16	46	31	23**	0*	6	5	NA	111
16-17	50	19	112***	NA	13	9	7	210
17-18	41	28	59	NA	12	11	5	156
18-19	40	23	55	2*	6	6	4	136
19-20	0	7	0	NA	4	6	1	18

* Non-Swarthmore students also participated in these programs (9 students in summer 2015; 12 students in summer 2016; 6 in summer 2019). ** The women's tennis team traveled to Puerto Rico (23 participants) . ***The swim team traveled to Puerto Rico (48 participants). Winter 2018 the women's swim and basketball teams went to Puerto Rico (59 participants). In summer 2019 men's basketball went to Scandinavia and in winter 2019 the swim team went to Puerto Rico.

Table XXV. Participation in Non-Credit International Activities. These include the summer following the indicated academic year that is indicated. Athletics trips are not included in the following chart. Note: Some students went to more than one location

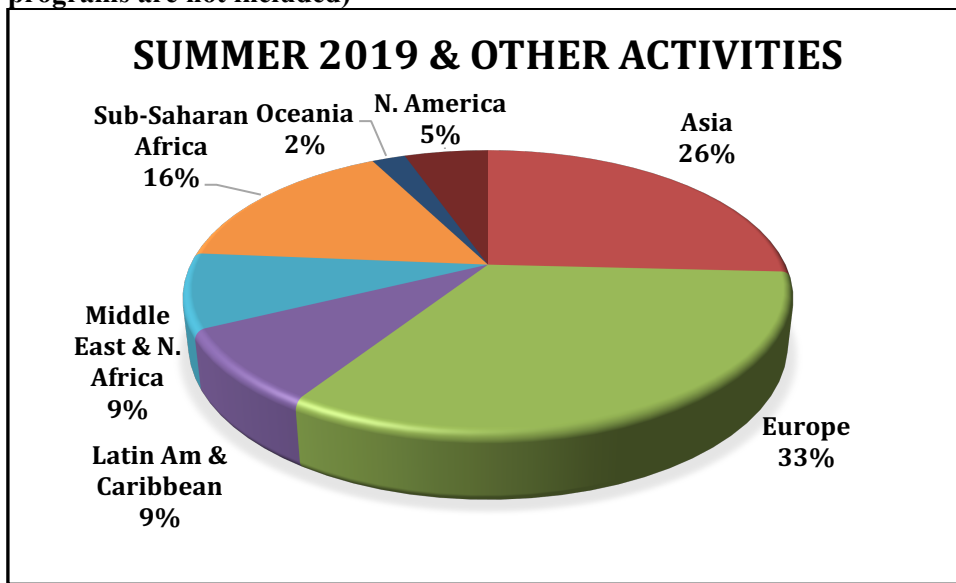
Country	2015-16	2016-17	2017-18	2018-19	2019-20
Argentina	1	1	0	0	0
Australia	0	2	2	2	0
Brazil	1	4	0	0	0
Canada	1	2	1	3	2
Chile	0	0	1	1	0
China	7	6	12	4	0
Colombia	0	1	1	1	0
Costa Rica	1	0	1	0	0
Ecuador	3	0	0	0	0
Egypt	0	1	1	2	0
Ethiopia	NA	NA	1	1	0
Finland	0	0	4	0	0
France	5	2	3	5	0
Georgia	0	0	2	0	0
Germany	1	2	4	2	0
Ghana	2	1	0	1	0
Greece	5	1	1	2	0
Guatemala	0	0	1	1	0
Haiti	1	0	1	0	0
Iceland	0	0	1	0	0
India	3	1	3	2	0
Indonesia	3	1	0	0	0
Iran	5	0	0	0	0
Ireland	2	5	12	8	0
Israel/Palestine	2	4	1	1	0
Italy	4	4	2	5	0
Jamaica	1	1	0	0	0
Japan	9	2	2	9	0
Jordan	1	2	2	3	0
Kazakhstan	0	1	0	0	0
Kenya	2	2	3	5	0
Lebanon	1	1	1	0	0
Malaysia	0	0	1	2	0
Mexico	2	1	12	2	0
Mongolia	0	0	0	1	0
Morocco	0	0	3	1	0
Mozambique	2	0	0	0	0
Myanmar	1	0	0	0	0

Nepal	1	3	2	1	0
Netherlands	0	0	0	2	2
New Zealand	0	0	1	0	0
Nicaragua	0	0	1	0	0
Nigeria	1	0	0	0	0
Pakistan	0	0	0	1	1
Panama	0	1	0	0	0
Paraguay	0	0	0	1	0
Peru	0	1	2	1	0
Philippines	0	0	1	0	0
Portugal	0	0	1	0	0
Puerto Rico	0	0	0	1	0
Qatar	0	0	1	0	0
Romania	0	0	0	1	0
Russia	0	0	3	0	0
Rwanda	0	0	1	4	0
Senegal	0	1	0	0	0
Singapore	0	0	0	1	0
Somaliland	0	0	1	0	0
South Africa	0	1	1	3	0
South Korea	1	1	0	1	0
Spain	1	2	2	0	0
Sri Lanka	2	1	0	0	0
Sweden	0	0	0	1	0
Switzerland	0	1	0	0	0
Taiwan	2	3	0	2	0
Tanzania	0	0	2	1	0
Thailand	0	0	0	1	6
UEA	0	0	0	1	0
Uganda	2	1	0	0	0
Ukraine	0	0	2	1	0
United Kingdom	6	0	5	5	0
Uruguay	0	0	0	1	0
Vietnam	2	0	0	0	0
Zambia	0	1	0	0	0
Hawai'I, USA	NA	NA	4	2	7
Totals	84	65	109	96	18

Table XXVI. Numbers of Students who Participated in More Than One College-Sponsored International Activity

College-Sponsored International Activities	Class of 2016	Class of 2017	Class of 2018	Class of 2019	Class of 2020
Off-campus study & 1 international activity	21	28	42	41	48
Off-campus study & 2 international activities	4	10	16	15	13
Off-campus study & 3 international activities	0	1	3	4	15
Off-campus study & four international activities	0	0	0	1	6
2 international activities (no off-campus study)	3	12	5	13	14
3 international activities (no off-campus study)	1	3	1	10	7
4 international activities (no off-campus study)	0	1	3	2	3
5 international activities (no off-campus study)	0	0	0	1	0
Totals	29	55	70	87	106

Chart V. Summer 2019 and Other Short-term Funded Activities in 2018-19 (athletics programs are not included)



APPENDIX

Table I. Majors of Students who Participated in Off-Campus Study (Semester & Year) by Graduating Class. Note: Students with double majors are counted with both.

Majors	2016	2017	2018	2019	2020
Art History	3	2	0	1	1
Art	3	3	5	7	4
Asian Studies	1	0	1	1	1
Astronomy	0	0	0	0	1
Biology	15	18	21	19	12
Chemistry	0	4	4	2	2
Chinese	0	0	2	2	0
Classical Studies	1	0	2	1	0
Comparative Literature	2	2	0	0	0
Computer Science	7	12	18	18	15
Dance	0	0	0	0	1
Economics	22	20	38	29	32
Engineering	7	11	8	9	9
English Literature	13	1	8	5	2
Environmental Studies	NA	0	1	7	9
Film & Media Studies	4	2	1	2	1
French & Francophone Studies	1	2	0	1	3
Greek	1	1	1	0	0
History	7	1	3	4	7
Latin	1	0	1	0	0
Linguistics	3	2	3	7	2
Mathematics	8	6	8	14	1
Music	1	0	2	0	0
Peace & Conflict Studies	NA	NA	NA	NA	14
Sp: Peace & Conflict Studies	1	2	5	10	NA
Philosophy	2	1	3	5	2
Physics	0	1	0	0	1
Political Science	20	13	19	25	14
Psychology	7	8	8	14	5
Religion	3	0	1	0	2
Russian	1	1	0	0	0
Sociology & Anthropology	6	12	8	11	2
Spanish	3	4	10	3	4
Sp: Arabic	2	1	0	0	0
Sp. Arabic Studies	NA	1	2	0	0
Sp: Architecture Study in Art	1	0	0	0	0
Sp: Astrophysics	0	1	1	1	0
Sp: Art, Media, Philosophy	0	0	0	1	0
Sp: Biochemistry	0	1	1	1	0
Sp: Bioethics	NA	1	0	0	0
Sp: Biophysics	NA	NA	NA	NA	1
Sp: Black Studies	NA	NA	NA	NA	1
Sp: Black Studies & Literature	1	0	0	0	0
Sp: Cognitive Science	1	1	2	0	1

Sp: Cog Science & Educ Studies	NA	NA	1	0	0
Sp: Comp Race & Transnat Politic	NA	NA	NA	NA	1
Sp: Critical Mixed-Race Studies	NA	NA	1	0	0
Sp: Dance and Anthropology	2	0	0	1	0
Sp: Environmental Anthropology	NA	NA	NA	NA	1
Sp: Environment & Educa Studies	1	0	0	0	0
Sp: Environmental Studie & Biolog	1	0	0	0	0
Sp: Environme Theory & Action	NA	1	0	0	0
Sp. Fantasy Writing	NA	NA	1	0	0
Sp: Food Studies	NA	NA	NA	NA	1
Sp: Gender, Global Health & Dev	1	0	0	0	0
Sp: Gender & Sexuality Studies	1	0	0	0	0
Sp: Global Peace & Justice	NA	1	0	0	0
Sp: Indigenous SocioPolitical Stud	0	0	0	1	0
Sp: Interdisciplinary Chinese Stud	0	2	1	0	0
Sp: Interdisciplinary Race & Ethn	0	0	0	1	0
Sp. Islamic Studies	NA	NA	1	0	0
Sp: Japanese	0	0	0	0	1
Sp: Japanese Lang, Lit & Culture	0	1	0	0	0
Sp: Lang Educ –German & Chines	NA	NA	NA	NA	1
Sp. Latin Am & Latino Studies	0	0	1	0	0
Sp: Latin Amer Studies & Educ	0	0	1	0	0
Sp: Linguistics/Languages	1	1	4	0	0
Sp: Math & Educational Studies	0	1	0	0	0
Sp: Medical Anthropology	NA	1	0	1	2
Sp: Middle Eastern Studies	0	1	0	0	0
Sp: Neuroscience	5	4	6	8	5
Sp: Organizational Behavior	NA	1	0	0	0
Sp: Peace, Conflict & Gender St	NA	1	0	0	0
Sp: Pols/Cons Biology/Env Justice	0	0	0	1	0
Sp: Poetry and Translation	1	0	0	0	0
Sp: Politics & Architectural Histor	NA	NA	NA	NA	1
Sp: Poli Sci & Educational Studies	2	0	2	0	2
Sp: Public Health	NA	NA	NA	NA	1
Sp: Psychology & Educ Studies	2	1	0	0	3
Sp: Race & Media & Educ Studies	NA	NA	NA	NA	1
Sp: Soc-Anth & Education Studies	2	4	4	1	1
Sp: Spanish & Education Studies	NA	1	0	0	0
Sp: Span Lit & Education Studies	NA	1	0	0	2
Sp: Spanish & Peace & Conflict St	NA	NA	1	0	0
Sp: Sustainable Development	NA	NA	NA	NA	1
Sp: Theatre and Dance	1	0	0	0	1
Sp: Urban Studies	0	0	1	0	0
Sp: Urban History and Politics	1	0	0	0	0
Theatre Studies	0	2	0	0	0
Undeclared	NA	NA	NA	NA	6
Total	169	159	212	214	181

Table II. Top Majors of Students who Participated in Off-Campus Study (Semester & Year) by Graduating Class. Note: Students with double majors are counted with both.

Majors	2016	2017	2018	2019	2020
Art	3	2	5	7	4
Biology	15	18	21	19	12
Chemistry	0	4	4	2	2
Computer Science	7	12	18	18	15
Economics	22	20	38	29	32
Engineering	7	11	8	9	9
English Literature	13	1	8	5	2
Film & Media Studies	4	2	1	2	1
History	7	1	3	4	7
Linguistics	3	2	3	7	2
Mathematics	8	6	8	14	1
Sp: Neuroscience	5	4	6	8	5
Sp: Peace & Conflict Studies	1	2	5	10	14
Philosophy	2	1	3	5	2
Political Science	20	13	19	25	14
Psychology	7	8	8	14	5
Sociology & Anthropology	6	12	8	11	2
Soc & Anthro & Education	2	4	4	1	0
Spanish	3	4	10	3	4

Table III. Minors of Students who Participated in Off-Campus Study (Semester & Year) by Graduating Class. Note: Students with two minors are counted for both.

Minors	2016	2017	2018	2019	2020
Ancient History	1	0	0	0	0
Arabic Studies	0	1	3	1	7
Art History	1	0	1	4	1
Asian Studies	0	0	2	2	1
Astronomy	0	0	0	0	1
Biology	6	3	7	2	5
Black Studies	3	2	1	2	4
Chemistry	0	4	2	0	2
Chinese	2	1	0	2	1
Classical Studies	1	0	3	0	1
Cognitive Science	1	2	0	1	1
Computer Science	1	4	2	5	5
Dance	0	1	0	1	1
Economics	0	0	2	3	1
Educational Studies	4	2	1	7	4
Engineering	0	0	5	1	1
English Literature	4	3	4	4	4
Environmental Studies	7	6	2	4	4
Film and Media Studies	0	0	1	3	3
French & Francophone St	3	3	1	2	1
Gender & Sexuality Stud	0	1	4	5	0

German Studies	1	1	0	1	0
Global Studies	0	0	0	1	0
History	2	3	3	5	1
Interpretation Theory	1	1	1	0	0
Japanese	0	3	2	1	1
Latin	0	0	1	0	0
Latin Am & Latino Studies	1	2	4	6	3
Linguistics	1	1	1	3	0
Mathematics	3	3	5	5	4
Medieval Studies	0	0	0	1	0
Music	0	0	0	0	0
Peace and Conflict Studies	3	4	6	6	4
Philosophy	3	4	3	3	1
Physics	0	1	0	0	1
Political Science	5	1	2	1	4
Public Policy	6	NA	NA	NA	NA
Psychology	3	8	13	5	6
Religion	2	2	2	1	3
Sociology & Anthropology	2	0	1	0	1
Spanish	5	6	8	6	10
Statistics	3	3	1	7	4
Theatre Studies	0	0	0	1	0
Total	75	76	94	102	

Table IV. Top Minors of Students who Participated in Off-Campus Study (Semester & Year) by Graduating Class

Minors	2016	2017	2018	2019	2020
Biology	6	3	7	2	5
Black Studies	3	2	1	2	4
Computer Science	1	4	2	5	5
Educational Studies	4	2	1	7	4
English Literature	4	3	4	4	4
Environmental Studies	7	6	2	4	4
French & Francophone St	3	3	1	2	1
Gender & Sexuality Studies	0	1	4	5	0
History	2	3	3	5	1
Latin Am & Latino Studies	1	2	4	6	3
Linguistics	1	1	1	3	0
Mathematics	3	3	5	5	4
Peace & Conflict Studies	3	4	6	6	4
Philosophy	3	4	3	3	1
Political Science	5	1	2	1	4
Public Policy	6	NA	NA	NA	NA
Psychology	3	8	13	5	6
Religion	2	2	2	1	3

Spanish	5	6	8	6	10
Statistics	3	3	1	7	4

Table V. Numbers of Students who Participated in more than one International Activity (includes travel to Puerto Rico and Hawai'i, and a research program in Washington state)

College-Sponsored International Activities	Class of 2016	Class of 2017	Class of 2018	Class of 2019	Class of 2020
OCS, one research/department funded	7	6	11	7	4
OCS, one summer social action	3	7	6	7	2
OCS, one athletics trip	5	9	13	9	16
OCS, one embedded study program	4	3	9	13	24
OCS, one international conference	1	2	2	2	1
OCS, one debate competition	0	0	0	0	1
OCS, one Evans funded project	1	1	0	0	0
OCS, one Linguistics program	0	0	1	0	0
OCS, one externship	0	0	0	3	0
OCS, one domestic trip	0	0	0	0	2
OCS, one research project, one conference	0	0	0	1	0
OCS, one summer research, one athletics	0	0	2	0	0
OCS, one research project, one social action	2	1	2	0	2
OCS, one social action, one embedded study	0	3	2	1	2
OCS, one social action, one athletics	0	2	2	2	0
OCS, one social action, one conference	0	0	1	1	0
OCS, two research projects	1	0	1	0	1
OCS, 1 research project, one embedded course	0	0	0	4	2
OCS, two debate trips	0	1	2	0	0
OCS, two social action projects	1	1	0	1	0
OCS, two athletics trips	0	0	2	1	0
OCS, two athletics trips & one embedded	0	0	0	0	1
OCS, 1 embedded course, & 1 athletics	0	0	1	2	5
Study abroad, 1 embedded stud & 1 externship	0	1	1	0	0
Study abroad, 1 embedded stud & 1 conference	0	0	0	1	0
Study abroad, 1 embedded study & 1 domestic	0	0	0	0	3
Study abroad & two embedded study abroad	0	1	0	1	3
Study abroad, two embedded & one athletics	0	0	0	1	0
OCS 1 research, 1 embedded, 1 dome	0	0	0	0	1
Study abroad, two research & one social action	0	0	2	1	0
Study abroad & three athletic trips	0	0	0	1	5
Study abroad, two debate & one social action	0	0	1	0	0
Study abroad, two social action & 1 embedded	0	0	0	0	1
Study abroad, embedded study & two research	0	0	0	1	0
Study abroad & three social action projects	0	1	0	0	0
Study abroad, two embedded & 2 social action	0	0	0	1	0

Study abroad, two social action, 1 research & one externship	0	0	0	0	1
Study abroad, one embedded & 2 athletics	0	0	0	0	2
Study abroad, one embedded, 3 social action, one conference	0	0	0	1	0
Study abroad, 1 embedded, 2 social action, 1 externship,	0	0	0	0	1
Study abroad, one research & 3 social action	0	0	0	0	1
Study abroad, 2 social action, 2 embedded & one research	0	0	0	0	1
Study abroad, 3 athletic trips, 1 social action & one research	0	0	0	0	1
Study abroad, 2 embedded, 2 social action, one externship	0	0	0	0	1
Two debate trips	0	0	0	2	1
Two summer social action projects	1	2	0	0	2
Two summer research	0	0	1	2	2
Two Evans-funded programs	1	0	0	0	0
Two embedded study abroad programs	0	1	0	0	2
Two athletics trips	0	1	1	2	0
One embedded study abroad, one athletics	0	0	0	0	2
One embedded study abroad, one externship	0	0	1	0	0
One embedded study, one social action project	0	0	0	1	2
One embedded study abroad, one research	0	1	1	1	1
One summer research, one social action	0	3	0	1	1
One social action project, one athletics trip	0	1	0	0	0
One research, one Linguistics summer school	1	0	0	0	0
One research project, one conference	0	1	0	2	0
One research project, one externship	0	0	0	1	0
One research project, one athletics trip	0	1	1	1	1
Three athletics trips	0	0	0	8	3
One research project, two athletics trips	0	0	1	0	1
One research project, two debate competitions	1	0	0	0	0
Three summer research/department funded	0	1	0	0	0
Two embedded, two social action projects	0	0	0	0	1
Two summer research, one conference	0	1	0	0	0
Two summer research, one embedded study	0	0	0	1	0
Two summer research, one domestic program	0	0	0	0	1
Two embedded study abroad, one conference	0	0	0	1	0
Two athletics, one embedded study abroad	0	0	0	0	1
Two embedded study, one domestic trip	0	0	0	0	1
Three social action projects	0	1	0	0	0
Two embedded, one athletics, one conference	0	0	0	1	0
Two embedded, one research, one social action	0	0	1	0	1
Two social action, one embedded, one research	0	0	0	0	1
Four debate trips	0	1	1	0	0

Three athletics trips, one embedded study	0	0	0	1	0
Three debate trips, one embedded study	0	0	1	0	0
Two summer research, three embedded study	0	0	0	1	0
Totals	29	54	70	88	108

Table VI. Domestic Off-Campus Study

Location		Program	'15- '16	'16- '17	'17- '18	'18- '19	'19- '20
Washington, DC	Petition	Howard University	NA	NA	NA	1	0
Mystic, CT	Petition	Williams Mystic	NA	NA	1	NA	NA
Woods Hole, MA		Semester in Environmental Science	1	1	0	0	0
Honolulu, Hawai'i		University of Hawai'i	NA	NA	1	4	0
Puerto Rico		SUNY Oswego - University of Puerto Rico	0	0	0	1	0

Table VII. Enrollment in the Semester/Year Abroad Programs over Five Years

Notes: Students enrolled in the same program for one academic year are counted once. If individual students participate in more than one study abroad program in the same year, the column totals will not equal the number of students who studied abroad that year. Grey rows indicate approved programs that have not had Swarthmore participants in the past five years. Students enrolled in Swarthmore short-term embedded study abroad programs are not included.

P = Participation in a Petition Program. * = No longer approved.

NA = Program is not available or was not approved in earlier years

Country		Program	'15- '16	'16- '17	'17- '18	'18- '19	'19- '20
Argentina		CASA/Harvard	NA	NA	0	0	1
Argentina		CIEE	1	0	3	NA	NA
Argentina		Knox College in Buenos Aires	0	1	0	NA	NA
Argentina		Middlebury College	NA	0	3	2	1
Argentina		School for International Training	0	0	1	0	0
Australia		Australian National University	1	1	0	1	1
Australia		Griffith University	0	0	0	0	0
Australia		James Cook University	2	1	1	1	0
Australia		Macquarie University	0	1	0	0	0
Australia		University of Melbourne	1	0	0	1	0
Australia		School for Field Studies	0	0	1	0	1
Australia		School for International Training	0	1	1	1	0
Australia		University of Adelaide	0	0	0	0	0
Australia		University of New South Wales	0	1	0	2	5
Australia		University of Queensland	0	2	0	1	0

Australia		University of Sydney	3	8	2	3	5
Australia		University of Western Australia	0	0	0	0	0
Australia		WAAPA	NA	NA	NA	NA	0
Austria		Binghamton University	0	0	0	0	0
Austria		Bowling Green State University	0	0	0	0	0
Austria		IES	2	0	0	0	2
Belgium		IFE Europe/Brussels	0	0	0	0	0
Bhutan		School for Field Studies	0	2	0	1	0
Bolivia		School for International Training	0	0	0	0	0
Botswana		Pitzer College	0	0	0	0	0
Brazil		CASA/ Brown in Brazil	NA	1	NA	NA	NA
Brazil		CIEE	0	1	0	NA	NA
Brazil		School for International Training	0	1	NA	NA	NA
Cambodia		School for Field Studies	0	0	0	0	0
Cameroon		Middlebury College	NA	NA	NA	0	0
Cameroon		School for International Training	0	0	0	0	0
Chile		CASA/Harvard	NA	NA	0	0	1
Chile		IFSA-Butler	2	0	0	0	0
Chile		Middlebury College - Santiago	0	1	0	1	0
Chile		Middlebury College - Concepcion	NA	NA	2	0	0
Chile		Middlebury College - Valparaiso	NA	NA	1	0	0
Chile		School for Field Studies	NA	NA	NA	0	0
Chile		SIT Comparative Education	0	2	1	1	0
Chile		SIT Cultural Identity, Social Justice	NA	NA	2	1	0
Chile		SIT Public Health	1	2	0	0	0
Chile		Tufts University	0	1	0	0	0
China		ACC Hamilton College	0	1	0	0	0
China	P	Alliance Shanghai	1	NA	NA	NA	NA
China		CET Academic Programs	0	0	0	0	0
China		CIEE Beijing Int Chinese Lang Program	NA	NA	NA	0	1
China	P	CIEE Shanghai China in Global Context	1	0	0	NA	NA
China		Inter-Univ Chinese Language Studies	0	0	0	0	0
China		Jingdezhen Ceramic Institute	0	0	0	0	0
China		Middlebury College	1	2	2	1	0
China		Pitzer College	NA	NA	0	0	0
China		School for International Training	0	1	0	1	0
China - HK		Chinese University of Hong Kong	0	0	0	0	0
China - HK		City University of Hong Kong	NA	0	0	0	0
China - HK		University of Hong Kong	0	1	0	0	0

China - HK		University of Hong Kong/Tufts	0	0	0	0	0
Costa Rica		Cloud Forest School	0	1	1	0	2
Costa Rica		ICADS	1	0	0	0	0
Costa Rica		IFSA-Butler Universidad Nacional	0	0	0	1	0
Costa Rica		Pitzer College	0	0	0	1	0
Costa Rica		School for Field Studies	0	0	0	0	0
Costa Rica		University of Kansas	0	0	0	0	0
Cuba		Brown in Cuba CASA	1	4	0	2	1
Cuba	P	Hampshire College	NA	1	NA	NA	NA
Cuba		IFSA-Butler	0	0	0	0	0
Cuba		Sarah Lawrence University	4	2	1	1	0
Czech Republic		Collegium Hieronymi Pragensis	0	NA	NA	NA	NA
Czech Republic	P	IFSA Butler Prague	NA	NA	NA	1	0
Czech Republic		Prague Film School	0	0	0	0	1
Czech Republic		ISEP/Swarthmore in Brno	0	0	1	0	0
Czech Republic		School for International Training	1	0	1	0	1
Czech Republic		UPCES	1	1	1	3	3
Czech Republic		UPCES – IEF	NA	NA	2	1	0
Denmark		DIS	10	10	15	21	9
Dom Republic		CIEE	0	0	0	1	0
Ecuador		HECUA	0	0	0	1	0
Ecuador		Pitzer College	0	0	1	0	0
Ecuador		School for International Training	1	0	2	0	0
Egypt		American University in Cairo	0	0	0	1	1
Egypt		Hedayet	0	0	0	0	0
France		Academic Programs Abroad	0	3	4	3	3
France	P	AIFS Grenoble	NA	1	NA	NA	NA
France	P	Georgia Tech Lorraine	NA	1	NA	NA	NA
France	P	IES Nice	1	NA	1	NA	NA
France		Internships in Francophone Europe Paris	1	0	0	0	1
France		IFE Strasbourg	0	1	0	0	1
France		Middlebury College - Bordeaux	0	0	0	0	0
France		Middlebury – Paris	1	2	2	1	0
France		Middlebury - Poitiers	0	0	0	0	0
France	P	NYU Paris	NA	NA	NA	NA	1
France	P	Parsons Paris	NA	NA	1	NA	NA
France		Smith College	0	0	0	0	0
France		Sweet Briar College	1	0	0	0	0
France		University of Nice Sophia Antipolis	NA	NA	0	0	0

France		Vassar-Wesleyan	0	0	1	0	0
France		Wellesley College	0	1	2	2	1
Germany	P	Bard College Berlin	NA	NA	NA	1	3
Germany		Berlin Consortium – Columbia	2	0	0	0	0
Germany		CIEE Berlin Open Block	NA	NA	NA	NA	1
Germany		Dickinson College	0	0	0	0	0
Germany		Duke University	0	0	0	0	1
Germany	P	Jacobs University	NA	2	0	NA	NA
Germany		Junior Year in Munich	0	0	0	0	0
Germany		Middlebury	NA	NA	NA	NA	NA
Germany		Smith College	0	0	0	0	0
Germany		Tufts University	0	0	0	0	0
Germany		Vanderbilt in Regensburg	0	0	0	0	0
Ghana		School for International Training	NA	0	0	0	0
Ghana		Ashesi University College Exchange	0	0	1	0	1
Ghana		University of Ghana Legon/ISEP	0	0	0	0	0
Greece		Arcadia University	0	0	0	0	2
Greece		College Year in Athens	0	0	2	1	1
Hungary		AIT/Budapest	3	5	4	4	6
Hungary		Bard/Central European University	2	1	0	0	0
Hungary		Budapest Semesters in Mathematics	2	1	2	1	2
Hungary		Budapest Sem in Mathematics Education	1	0	0	0	0
Iceland		School for International Training	NA	0	0	0	1
India		Carleton	0	0	0	1	1
India		Middlebury	NA	NA	NA	NA	0
India		School for International Training	0	0	0	0	0
India		CET/University of Wisconsin	0	0	0	0	0
Indonesia		School for International Training	NA	0	0	1	0
Ireland		NUI Galway	0	0	1	0	0
Ireland		Trinity College Dublin	2	1	1	2	0
Ireland		University College Cork	1	0	0	0	2
Ireland		University College Dublin	0	1	0	1	0
Ireland		University of Limerick	0	0	0	1	0
Israel		Ben Gurion University	0	1	0	0	0
Israel		Hebrew University	0	1	0	0	0
Israel	P	Technion	NA	NA	1	NA	NA
Israel		Tel Aviv University	1	0	0	0	1
Israel		University of Haifa	0	1	0	0	0
Italy	P	Arcadia University/Umbra Institute	NA	NA	NA	1	0

Italy		Middlebury College	NA	NA	NA	1	0
Italy		Duke/ICCS	0	3	1	0	0
Italy		IES	0	1	1	0	0
Italy	P	Indiana, Bologna Consortial Studies	NA	NA	NA	1	0
Italy		Pitzer College	0	1	0	0	0
Italy		Siena Italian Studies	0	0	0	1	0
Italy		Siena School for Liberal Arts	0	0	2	0	0
Italy		Smith College	0	0	0	0	0
Italy		Studio Arts Center International	1	1	1	0	5
Italy		Temple University Rome	2	2	2	1	2
Italy		Trinity College Rome	0	1	0	0	1
Italy	P	The Umbra Institute	NA	NA	NA	NA	1
Japan		AIKOM/U. of Tokyo Exchange (16/17)	1	4	2	2	0
Japan		Associated Kyoto Program AKP	0	0	0	0	0
Japan		Columbia, Kyoto Consortium	2	1	0	2	0
Japan		IES – Nagoya	1	2	0	0	0
Jordan		AMIDEAST	1	0	0	0	0
Jordan		CET – Intensive Language	NA	NA	NA	3	0
Jordan		CET - Internship	NA	NA	NA	2	1
Jordan		CIEE	0	0	0	1	0
Jordan		Middlebury College	0	0	0	2	0
Jordan		Qasid	0	2	0	0	0
Jordan		School for International Training	1	0	1	0	0
Kazakhstan		ACTR	NA	1	0	0	0
Kenya		School for Field Studies	0	0	0	0	0
Kenya		St. Lawrence University	0	0	0	0	0
Kenya		School for International Training	0	0	0	0	0
Kyrgyzstan		Bard	NA	0	0	0	0
Lebanon		American University in Beirut	0	0	0	1	0
Madagascar		School for International Training	1	0	0	0	0
Malaysia		School for International Training	NA	NA	0	0	0
Mexico		Border Studies Earlham Program	0	0	0	0	0
Mexico		IFSA-Butler Univ Autonoma Yucatan	0	0	0	2	2
Mexico		School for International Training	NA	NA	NA	0	0
Mexico	P	Technologico de Monterrey	1	0	0	NA	NA
Mongolia		School for International Training	0	0	0	0	0
Morocco		AMIDEAST	1	0	0	0	0
Morocco		AMIDEAST Regional Studies French	NA	1	NA	NA	NA
Morocco		CIEE Rabat	NA	NA	NA	1	0

Morocco	P	IES Rabat	NA	NA	1	1	0
Morocco		Middlebury College	NA	NA	1	0	0
Morocco	P	Qalam wa Lawh	1	NA	0	NA	NA
Morocco		School for International Training	1	1	0	0	0
Mozambique	P	ACTR	NA	1	0	NA	NA
Nepal		Cornell	0	0	0	0	0
Nepal		Pitzer College	0	0	0	0	0
Nepal		School for International Training	0	0	0	0	1
Netherlands		Amsterdam University of the Arts	NA	NA	0	0	0
Netherlands		CIEE	1	1	0	1	0
Netherlands		School for International Training	0	0	0	0	0
New Zealand		HECUA	0	0	1	0	0
New Zealand		University Auckland	1	1	0	0	0
New Zealand		University of Canterbury	0	1	0	0	0
New Zealand		University of Otago	2	1	1	0	1
New Zealand		Victoria University	0	0	0	0	0
Norway		HECUA	0	0	0	0	0
Panama		School for Field Studies	NA	NA	1	1	0
Panama		School for International Training	0	0	0	0	0
Peru		IFSA-Butler	1	1	0	0	1
Peru		School for International Training	1	0	0	0	0
Peru		School for Field Studies	1	0	0	1	0
Poland		Swarthmore College	2	0	0	1	1
Portugal		CIEE	0	0	0	0	1
Portugal		School for International Training	NA	NA	NA	0	0
Russia		ACTR	0	0	0	0	1
Russia		Bard-Smolny Program	2	0	0	0	1
Russia		CIEE	0	0	0	0	0
Russia		Math in Moscow	0	0	0	0	0
Russia		Middlebury College	0	0	0	0	0
Russia		O'Neill National Theatre	0	0	0	0	0
Rwanda		School for International Training	0	0	0	0	2
Samoa		School for International Training	0	0	0	0	0
Senegal		CIEE	1	0	1	1	0
Senegal		School for International Training	1	0	0	0	3
Singapore		Yale-NUS Exchange	NA	1	2	5	3
South Africa		CIEE	2	0	3	0	1
South Africa		Macalester/Pomona/Swarthmore College	4	5	3	3	3
South Africa		School for International Training	0	1	0	0	1

South Korea		CIEE	0	0	2	3	0
South Korea		SUNY	0	1	0	0	0
Spain	P	Arcadia	0	0	1	1	0
Spain		Arcadia Fundacion Ortega-Maranon Toledo	0	5	0	0	0
Spain		CASA/Brown in Barcelona	1	2	1	3	1
Spain		CASA/Brown in Granada	NA	NA	2	3	10
Spain	P	CIEE Alicante	NA	NA	NA	NA	1
Spain	P	CIEE Barcelona	NA	NA	NA	2	0
Spain	P	CIEE Seville, Business & Culture	NA	NA	NA	NA	1
Spain	P	Brown in Cantabria	1	NA	NA	NA	NA
Spain		Bucknell in Granada	1	1	2	0	0
Spain		Hamilton College	2	2	0	0	1
Spain		Middlebury College - Madrid - Getafe	0	0	0	1	0
Spain		Middlebury Coll - Madrid - Autonoma	0	0	0	3	2
Spain		Middlebury Coll - Madrid - Sede Prim	2	3	1	1	0
Spain		NYU Madrid	0	2	0	4	2
Spain		School for International Training	0	0	0	0	0
Spain		Tufts - Skidmore Spain	NA	1	0	2	1
Spain	P	USAC San Sebastian	NA	1	NA	NA	NA
Sri Lanka		ISLE	0	0	1	0	0
Sweden		Swedish Program	2	2	2	1	3
Sweden		DIS	NA	1	1	4	2
Switzerland		School for International Training	2	0	0	0	2
Switzerland	P	Smith College – Geneva	0	0	1	0	1
Taiwan		Int'l Chinese Language Program/NTU	0	1	0	0	0
Taiwan		Mandarin Training Center	0	0	0	0	0
Taiwan		National Cheng Kung University	0	0	0	0	0
Tanzania		School for Field Studies	0	0	0	0	0
Tanzania		School for International Training	0	0	0	0	0
Thailand	P	ISDSI	NA	NA	NA	1	0
Trinidad & Tobago	P	Brethren Colleges Abroad	NA	NA	NA	NA	1
Tunisia		School for International Training	1	0	0	0	0
Turkey	P	Duke University	1	NA	NA	NA	NA
Turks/Caicos		School for Field Studies	0	1	0	0	0
Uganda		School for International Training	0	0	0	0	0
UK, England		Courtauld Institute of Art	0	0	0	NA	1
UK, England		Goldsmiths, University of London	0	1	1	2	3
UK, England		Hertford College, Oxford	2	3	2	1	1

UK, England	INSTEP	0	0	0	0	0
UK, England	King's College London	3	0	2	4	0
UK, England	Lady Margaret Hall, Oxford	0	1	1	1	0
UK, England	LAMDA	0	0	0	0	0
UK, England	Lancaster University	0	0	0	0	0
UK, England	Lucy Cavendish, Cambridge	0	0	0	0	0
UK, England	London School of Economics	2	2	0	2	1
UK, England	Mansfield College, Oxford	1	0	0	1	2
UK, England	Queen Mary, University of London	1	3	1	4	6
UK, England	Pembroke College, Cambridge	0	0	1	0	0
UK, England	Royal Holloway, University of London	0	0	0	0	0
UK, England	Sarah Lawrence, Oxford	0	0	2	0	1
UK, England	Sarah Lawrence Theater BADA	0	0	0	0	0
UK, England	School of Oriental and African Studies	1	2	1	3	1
UK, England	Sheffield University	0	0	0	0	0
UK, England	St Anne's College, Oxford	0	4	2	1	1
UK, England	St Edmund Hall, Oxford	0	2	0	2	4
UK, England	University of Bristol	0	0	0	0	0
UK, England	University College London	11	3	10	0	2
UK, England	University of East Anglia	0	0	0	0	0
UK, England	University of Exeter	0	0	0	0	0
UK, England	University of Manchester	0	0	0	0	0
UK, England	University of Roehampton	NA	NA	0	0	0
UK, England	University of Sussex	0	0	0	0	0
UK, England	University of York	0	0	0	0	0
UK, England	Worcester College, Oxford	NA	NA	NA	0	0
UK, N Ireland	HECUA	1	1	1	1	1
UK, N Ireland	Queens University, Belfast	0	0	1	0	0
UK, N Ireland	University of Ulster	0	0	0	0	0
UK, Scotland	Glasgow School of Art	NA	NA	1	0	0
UK, Scotland	University of Aberdeen	0	1	0	0	0
UK, Scotland	University of Edinburgh	3	6	6	2	4
UK, Scotland	University of Glasgow	0	0	1	1	3
UK, Scotland	University of St. Andrews	2	1	2	2	0
UK, Scotland	University of Stirling	0	0	0	0	0
UK, Scotland	Cardiff University	0	0	0	0	0
UK, Wales	Bangor University	0	0	0	0	0
Uruguay	Middlebury College	0	1	0	1	0
Vietnam	CET	0	0	0	0	0

Vietnam		School for International Training	0	0	0	0	1
---------	--	-----------------------------------	---	---	---	---	---

MULTI-COUNTRY			'15- '16	'16- '17	'17- '18	'18- '19	'19- '20
Kosovo, Bosnia, Serbia		School for International Training	0	0	0	1	0
France, Morocco, Senegal		Academic Programs Abroad	NA	NA	NA	0	0
Germany/Austria		Macalester College	0	0	0	0	0
Guatemala, Costa Rica, Nicaragua		Augsburg College	0	1	1	0	2
Namibia, South Africa		Augsburg College	0	1	0	0	0
Mexico & Central Amer		Augsburg College	0	0	0	0	0
Poland, Germany, Turkey, Czech Republic, Netherlands		Carlton College Women's and Gender Studies in Europe	0	0	0	0	2
Various		IHP/Cities in 21st Century Sp 15: Brazil, India, UAE Sp 16 & Fall 17: Brazil, India, So Africa), Fall 18: Argentina, Spain, South Africa. Spring 19: Brazil, South Africa, Spain	2	0	1	3	1
Various		IHP/Climate Change Bolivia, Morocco, Vietnam	0	0	1	2	0
Various		IHP/Food Security 17-18: Italy, Malawi, Ecuador Fall 2018: India, Ecuador, Malawi	NA	NA	1	3	0
Various		IHP/Health & Community Fall (2) 15: Argentina, Hong Kong, Vietnam Fall 16 & Fall 17: Argentina, South Africa, Vietnam Sp 18: Brazil, India, South Africa & Argentina, Vietnam, South Africa Spring 19: China, India, South Africa	1	1	3	1	1
Various		IHP/Human Rights: Chile, Jordan, Nepal	2	0	4	1	2
Various		IHP/Innovation. India, Uganda, Brazil	NA	NA	NA	1	0
Various		IHP/International Relations	NA	NA	NA	0	0
Various		ICADS. Costa Rica, Nicaragua	1	0	0	1	0
Various	P	Sea Semester: American Samoa, Fiji, Tonga	NA	NA	1	0	0
Totals			132	165	153	176	165